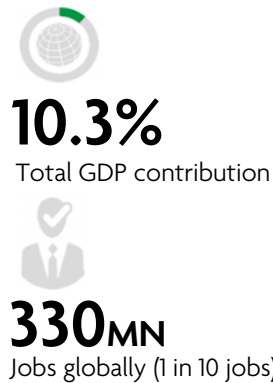


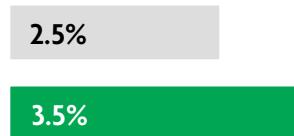
SOUTH KOREA

2020 ANNUAL RESEARCH: KEY HIGHLIGHTS ¹

GLOBAL DATA 2019



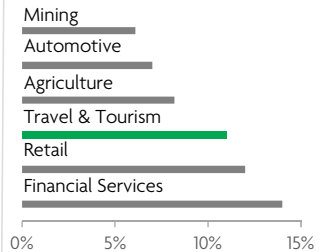
While the global economy grew by 2.5%,
Travel & Tourism grew significantly more at 3.5%



1 in 4 net new jobs were created by Travel & Tourism over the last five years



Global GDP impact by sector (2018 data). Share of total economy GDP



SOUTH KOREA 2019 KEY DATA



CONTRIBUTION OF TRAVEL & TOURISM TO GDP

4.2% OF TOTAL ECONOMY

Total T&T GDP = KRW80,614.4BN (USD69.2BN)

+10.0%

2019 Travel & Tourism GDP growth vs **+2.0%** real economy GDP growth



CONTRIBUTION OF TRAVEL & TOURISM TO EMPLOYMENT

1,303.0 JOBS (000's)

(4.8% of total employment)

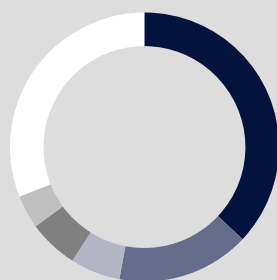


INTERNATIONAL VISITOR IMPACT

KRW25,935.5_{BN}

in visitor spend (**3.4%** of total exports) (USD22.3BN)

INBOUND ARRIVALS



- 1. CHINA **37%**
- 2. JAPAN **16%**
- 3. TAIWAN, CHINA **6%**
- 4. UNITED STATES **6%**
- 5. HONG KONG SAR, CHINA **4%**
- REST OF WORLD **31%**


OUTBOUND DEPARTURES



- 1. JAPAN **22%**
- 2. CHINA **14%**
- 3. VIET NAM **8%**
- 4. UNITED STATES **7%**
- 5. THAILAND **5%**
- REST OF WORLD **44%**

Note: Data are average shares over the 2016-2018 period
Source: Oxford Economics, national sources and UNWTO

SECTOR CHARACTERISTICS (2019)



¹All values are in constant 2019 prices & exchange rates
As reported in March 2020