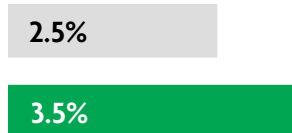


GLOBAL DATA 2019



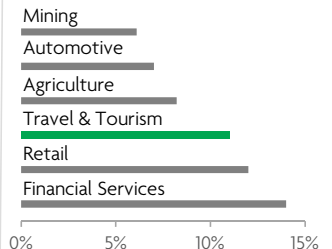
While the global economy grew by 2.5%,
Travel & Tourism grew significantly more at 3.5%



1 in 4 net new jobs were created by Travel & Tourism over the last five years



Global GDP impact by sector (2018 data). Share of total economy GDP



CHILE 2019 KEY DATA



CONTRIBUTION OF TRAVEL & TOURISM TO GDP

10.0% OF TOTAL ECONOMY

Total T&T GDP = CLP19,786.9BN
(USD28,136.4MN)

+0.3%

2019 Travel & Tourism GDP growth vs **+1.1%** real economy GDP growth



CONTRIBUTION OF TRAVEL & TOURISM TO EMPLOYMENT

991.7 JOBS (000's)
(11.7% of total employment)

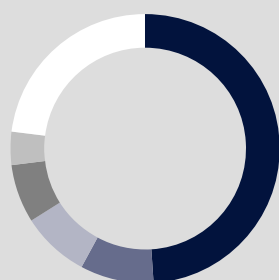


INTERNATIONAL VISITOR IMPACT

CLP2,426.9^{BN}

in visitor spend (**4.4%** of total exports)
(USD3,451.0MN)

INBOUND ARRIVALS



- 1. ARGENTINA **49%**
- 2. BRAZIL **9%**
- 3. BOLIVIA **8%**
- 4. PERU **7%**
- 5. UNITED STATES **4%**
- **REST OF WORLD 23%**


OUTBOUND DEPARTURES



- 1. PERU **27%**
- 2. ARGENTINA **27%**
- 3. BRAZIL **8%**
- 4. UNITED STATES **8%**
- 5. MEXICO **3%**
- **REST OF WORLD 27%**

Note: Data are average shares over the 2016-2018 period
Source: Oxford Economics, national sources and UNWTO

SECTOR CHARACTERISTICS (2019)



¹All values are in constant 2019 prices & exchange rates
As reported in March 2020