


TAIWAN, CHINA

2020 ANNUAL RESEARCH: KEY HIGHLIGHTS ¹

GLOBAL DATA 2019



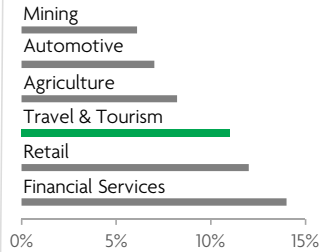
While the global economy grew by 2.5%,
Travel & Tourism grew significantly more at 3.5%



1 in 4 net new jobs were created by Travel & Tourism over the last five years



Global GDP impact by sector (2018 data). Share of total economy GDP



TAIWAN, CHINA 2019 KEY DATA



CONTRIBUTION OF TRAVEL & TOURISM TO GDP

6.4% OF TOTAL ECONOMY

Total T&T GDP = TWD1,165.6BN (USD37.7BN)

+7.6%

2019 Travel & Tourism GDP growth vs **+2.7%** real economy GDP growth



CONTRIBUTION OF TRAVEL & TOURISM TO EMPLOYMENT

827.1 JOBS (000's)
(7.2% of total employment)

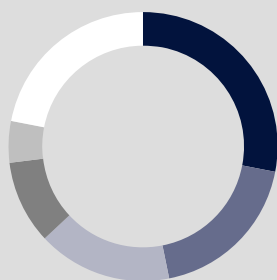


INTERNATIONAL VISITOR IMPACT

TWD558.1_{BN}

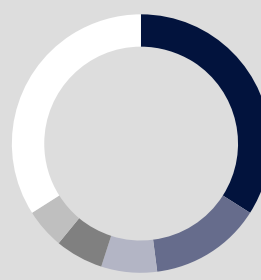
in visitor spend (**4.6%** of total exports)
(USD18.0BN)

INBOUND ARRIVALS



- 1. CHINA **28%**
- 2. JAPAN **19%**
- 3. HONG KONG SAR, CHINA **16%**
- 4. SOUTH KOREA **10%**
- 5. UNITED STATES **5%**
- **REST OF WORLD 22%**


OUTBOUND DEPARTURES



- 1. JAPAN **34%**
- 2. CHINA **14%**
- 3. SOUTH KOREA **7%**
- 4. HONG KONG SAR, CHINA **6%**
- 5. MACAU SAR, CHINA **5%**
- **REST OF WORLD 34%**

Note: Data are average shares over the 2016-2018 period
Source: Oxford Economics, national sources and UNWTO

SECTOR CHARACTERISTICS (2019)



¹All values are in constant 2019 prices & exchange rates
As reported in March 2020