


PARAGUAY

2020 ANNUAL RESEARCH: KEY HIGHLIGHTS ¹

GLOBAL DATA 2019



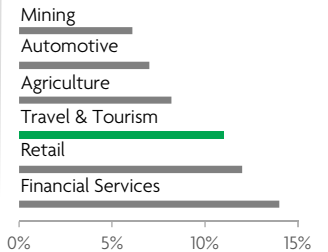
While the global economy grew by 2.5%,
Travel & Tourism grew significantly more at 3.5%



1 in 4 net new jobs were created by Travel & Tourism over the last five years



Global GDP impact by sector (2018 data). Share of total economy GDP



PARAGUAY 2019 KEY DATA



CONTRIBUTION OF TRAVEL & TOURISM TO GDP

4.2% OF TOTAL ECONOMY

Total T&T GDP = PYG9,979.5BN (USD1,608.5MN)

+0.3%

2019 Travel & Tourism GDP growth vs **-1.1%** real economy GDP growth



CONTRIBUTION OF TRAVEL & TOURISM TO EMPLOYMENT

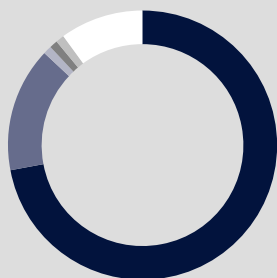
148.9 JOBS (000's)
(4.5% of total employment)



INTERNATIONAL VISITOR IMPACT

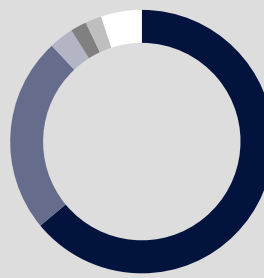
PYG2,335.7^{BN}
in visitor spend (**2.8%** of total exports)
(USD376.5MN)

INBOUND ARRIVALS



- 1. ARGENTINA **72%**
- 2. BRAZIL **15%**
- 3. URUGUAY **1%**
- 4. CHILE **1%**
- 5. UNITED STATES **1%**
- REST OF WORLD **10%**

OUTBOUND DEPARTURES



- 1. ARGENTINA **64%**
- 2. BRAZIL **24%**
- 3. URUGUAY **3%**
- 4. UNITED STATES **2%**
- 5. CHILE **2%**
- REST OF WORLD **5%**

Note: Data are average shares over the 2016-2018 period
Source: Oxford Economics, national sources and UNWTO

SECTOR CHARACTERISTICS (2019)



¹All values are in constant 2019 prices & exchange rates
As reported in March 2020