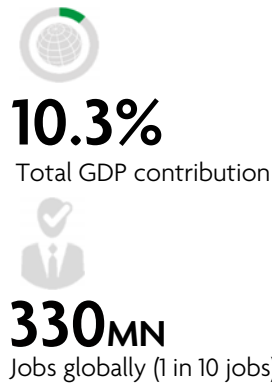
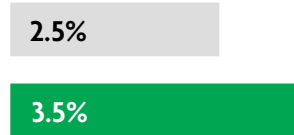


GLOBAL DATA 2019



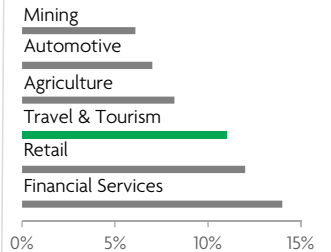
While the global economy grew by 2.5%,
Travel & Tourism grew significantly more at 3.5%



1 in 4 net new jobs were created by Travel & Tourism over the last five years



Global GDP impact by sector (2018 data). Share of total economy GDP



CROATIA 2019 KEY DATA



CONTRIBUTION OF TRAVEL & TOURISM TO GDP

25.0% OF TOTAL ECONOMY

Total T&T GDP = HRK99,854.3MN
(USD15,025.8MN)

+4.1%

2019 Travel & Tourism GDP growth vs **+2.9%** real economy GDP growth



CONTRIBUTION OF TRAVEL & TOURISM TO EMPLOYMENT

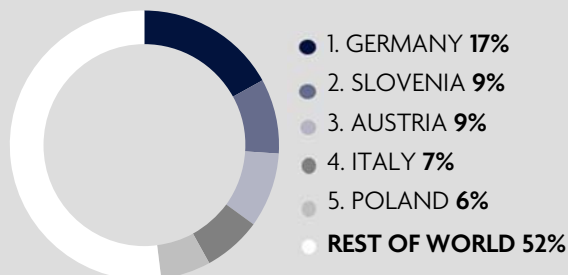
383.4 JOBS (000's)
(25.1% of total employment)



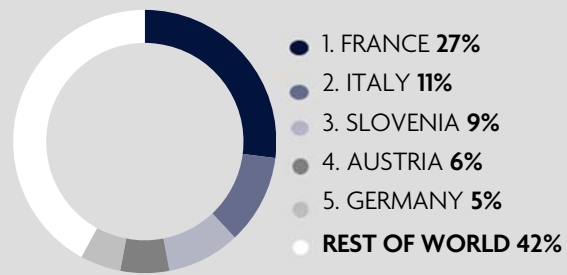
INTERNATIONAL VISITOR IMPACT

HRK80,247.5_{MN}
in visitor spend (**38.6%** of total exports)
(USD12,075.4MN)

INBOUND ARRIVALS




OUTBOUND DEPARTURES



Note: Data are average shares over the 2016-2018 period
Source: Oxford Economics, national sources and UNWTO

SECTOR CHARACTERISTICS (2019)



¹All values are in constant 2019 prices & exchange rates
As reported in March 2020