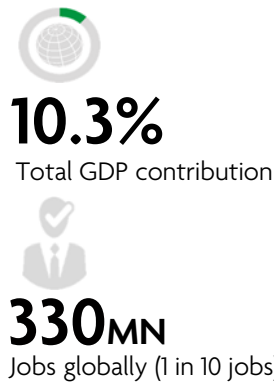


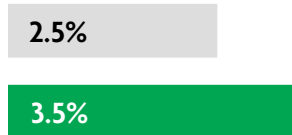
# UZBEKISTAN

## 2020 ANNUAL RESEARCH: KEY HIGHLIGHTS<sup>1</sup>

### GLOBAL DATA 2019



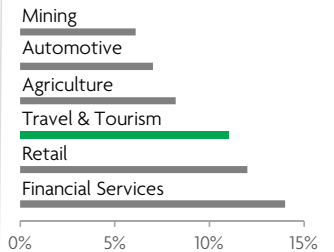
While the global economy grew by 2.5%,  
**Travel & Tourism grew significantly more at 3.5%**



**1 in 4 net new jobs** were created by Travel & Tourism over the last five years



**Global GDP impact by sector (2018 data).** Share of total economy GDP



### UZBEKISTAN 2019 KEY DATA



CONTRIBUTION OF TRAVEL & TOURISM TO GDP

**4.5% OF TOTAL ECONOMY**

Total T&T GDP = UZS21,831.1BN (USD2,473.5MN)

**+12.3%**

2019 Travel & Tourism GDP growth vs **+5.7%** real economy GDP growth



CONTRIBUTION OF TRAVEL & TOURISM TO EMPLOYMENT

**601.7 JOBS (000's)**  
(4.6% of total employment)

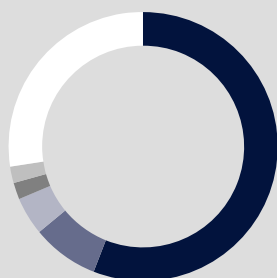


INTERNATIONAL VISITOR IMPACT

**UZS13,688.5<sub>BN</sub>**

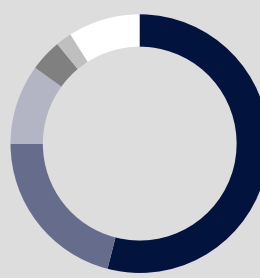
in visitor spend (**21.1%** of total exports)  
(USD1,550.9MN)

### INBOUND ARRIVALS



- 1. KAZAKHSTAN **56%**
- 2. KYRGYZSTAN **8%**
- 3. RUSSIAN FEDERATION **5%**
- 4. TURKEY **2%**
- 5. SOUTH KOREA **2%**
- **REST OF WORLD 27%**


### OUTBOUND DEPARTURES



- 1. KAZAKHSTAN **54%**
- 2. KYRGYZSTAN **21%**
- 3. RUSSIAN FEDERATION **10%**
- 4. TURKEY **4%**
- 5. SOUTH KOREA **2%**
- **REST OF WORLD 9%**

Note: Data are average shares over the 2016-2018 period  
Source: Oxford Economics, national sources and UNWTO

### SECTOR CHARACTERISTICS (2019)



<sup>1</sup>All values are in constant 2019 prices & exchange rates  
As reported in March 2020