

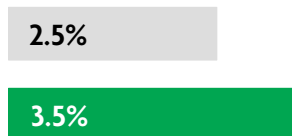
# SLOVAKIA

## 2020 ANNUAL RESEARCH: KEY HIGHLIGHTS<sup>1</sup>

### GLOBAL DATA 2019



While the global economy grew by 2.5%,  
**Travel & Tourism grew significantly more at 3.5%**



**1 in 4 net new jobs** were created by Travel & Tourism over the last five years



**Global GDP impact by sector (2018 data).** Share of total economy GDP



### SLOVAKIA 2019 KEY DATA



CONTRIBUTION OF TRAVEL & TOURISM TO GDP

**6.3% OF TOTAL ECONOMY**

Total T&T GDP = EUR6.0BN  
(USD6,688.3MN)

**+3.4%**

2019 Travel & Tourism GDP growth vs **+2.7%** real economy GDP growth



CONTRIBUTION OF TRAVEL & TOURISM TO EMPLOYMENT

**162.2** JOBS (000's)  
(6.3% of total employment)

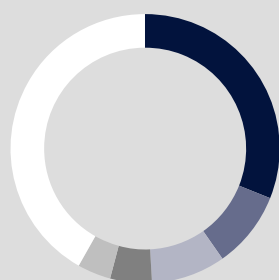


INTERNATIONAL VISITOR IMPACT

**EUR2.8<sub>BN</sub>**

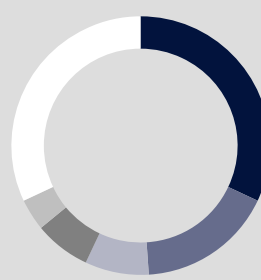
in visitor spend (**3.0%** of total exports)  
(USD3,080.0MN)

### INBOUND ARRIVALS



- 1. CZECH REPUBLIC **31%**
- 2. GERMANY **9%**
- 3. POLAND **9%**
- 4. HUNGARY **5%**
- 5. AUSTRIA **4%**
- **REST OF WORLD 42%**


### OUTBOUND DEPARTURES



- 1. HUNGARY **32%**
- 2. CZECH REPUBLIC **17%**
- 3. CROATIA **8%**
- 4. UKRAINE **7%**
- 5. POLAND **4%**
- **REST OF WORLD 32%**

Note: Data are average shares over the 2016-2018 period  
Source: Oxford Economics, national sources and UNWTO

### SECTOR CHARACTERISTICS (2019)



<sup>1</sup>All values are in constant 2019 prices & exchange rates  
As reported in March 2020