


SAUDI ARABIA

2020 ANNUAL RESEARCH: KEY HIGHLIGHTS ¹

GLOBAL DATA 2019



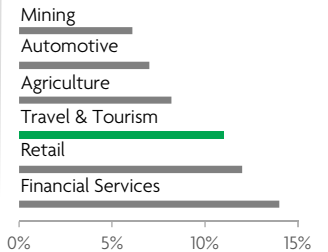
While the global economy grew by 2.5%,
Travel & Tourism grew significantly more at 3.5%



1 in 4 net new jobs were created by Travel & Tourism over the last five years



Global GDP impact by sector (2018 data). Share of total economy GDP



SAUDI ARABIA 2019 KEY DATA



CONTRIBUTION OF TRAVEL & TOURISM TO GDP

9.5% OF TOTAL ECONOMY
Total T&T GDP = SAR274.0BN (USD73.1BN)

+14.0%
2019 Travel & Tourism GDP growth vs **-0.1%** real economy GDP growth



CONTRIBUTION OF TRAVEL & TOURISM TO EMPLOYMENT

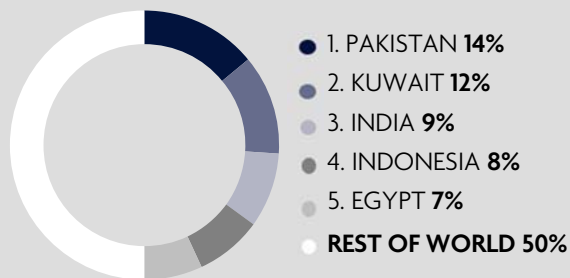
1,453.8 JOBS (000's)
(11.2% of total employment)



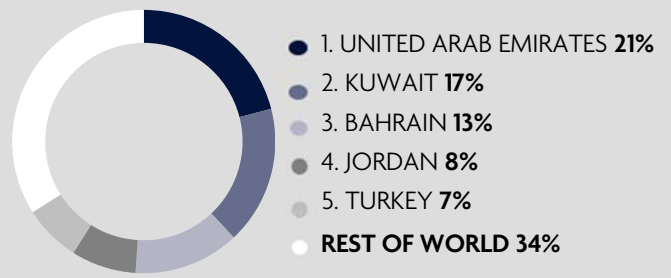
INTERNATIONAL VISITOR IMPACT

SAR110.4_{BN}
in visitor spend (**9.9%** of total exports)
(USD29.4BN)

INBOUND ARRIVALS



OUTBOUND DEPARTURES



Note: Data are average shares over the 2016-2018 period
Source: Oxford Economics, national sources and UNWTO

SECTOR CHARACTERISTICS (2019)



¹All values are in constant 2019 prices & exchange rates
As reported in March 2020