


PHILIPPINES

2020 ANNUAL RESEARCH: KEY HIGHLIGHTS ¹

GLOBAL DATA 2019



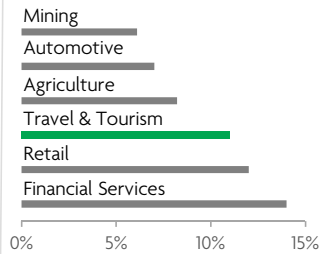
While the global economy grew by 2.5%,
Travel & Tourism grew significantly more at 3.5%



1 in 4 net new jobs were created by Travel & Tourism over the last five years



Global GDP impact by sector (2018 data). Share of total economy GDP



PHILIPPINES 2019 KEY DATA



CONTRIBUTION OF TRAVEL & TOURISM TO GDP

25.3% OF TOTAL ECONOMY

Total T&T GDP = PHP4,708.8BN (USD90.9BN)

+8.6%

2019 Travel & Tourism GDP growth vs **+5.9%** real economy GDP growth



CONTRIBUTION OF TRAVEL & TOURISM TO EMPLOYMENT

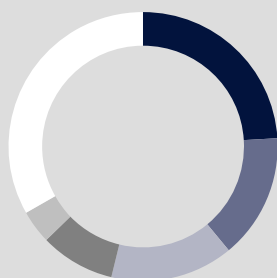
10,237.7 JOBS (000's)
(24.1% of total employment)



INTERNATIONAL VISITOR IMPACT

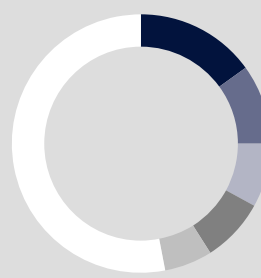
PHP599.2_{BN}
in visitor spend (**10.7%** of total exports)
(USD11.6BN)

INBOUND ARRIVALS



- 1. SOUTH KOREA **24%**
- 2. CHINA **15%**
- 3. UNITED STATES **15%**
- 4. JAPAN **9%**
- 5. AUSTRALIA **4%**
- **REST OF WORLD 33%**


OUTBOUND DEPARTURES



- 1. CHINA **15%**
- 2. HONG KONG SAR, CHINA **10%**
- 3. SINGAPORE **8%**
- 4. UNITED ARAB EMIRATES **8%**
- 5. SOUTH KOREA **6%**
- **REST OF WORLD 53%**

Note: Data are average shares over the 2016-2018 period
Source: Oxford Economics, national sources and UNWTO

SECTOR CHARACTERISTICS (2019)



¹All values are in constant 2019 prices & exchange rates
As reported in March 2020