

LUXEMBOURG

2020 ANNUAL RESEARCH: KEY HIGHLIGHTS¹

GLOBAL DATA 2019



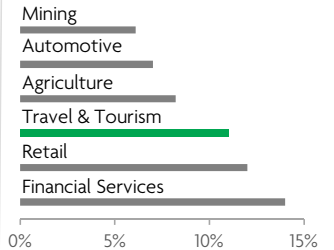
While the global economy grew by 2.5%,
Travel & Tourism grew significantly more at 3.5%



1 in 4 net new jobs were created by Travel & Tourism over the last five years



Global GDP impact by sector (2018 data). Share of total economy GDP



LUXEMBOURG 2019 KEY DATA



CONTRIBUTION OF TRAVEL & TOURISM TO GDP

8.9% OF TOTAL ECONOMY

Total T&T GDP = EUR5,652.4MN
(USD6,302.8MN)

+1.7%

2019 Travel & Tourism GDP growth vs **+3.2%** real economy GDP growth



CONTRIBUTION OF TRAVEL & TOURISM TO EMPLOYMENT

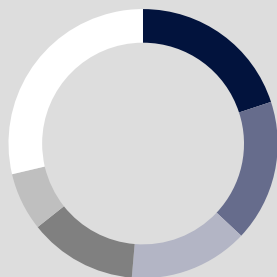
30.6 JOBS ('000's)
(11.1% of total employment)



INTERNATIONAL VISITOR IMPACT

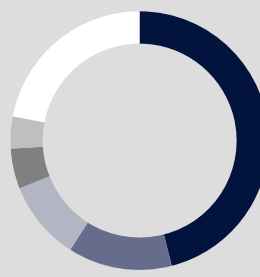
EUR4,340.1MN
in visitor spend (**3.3%** of total exports)
(USD4,839.5MN)

INBOUND ARRIVALS



- 1. BELGIUM 20%
- 2. NETHERLANDS 17%
- 3. GERMANY 14%
- 4. FRANCE 13%
- 5. UNITED KINGDOM 7%
- REST OF WORLD 29%

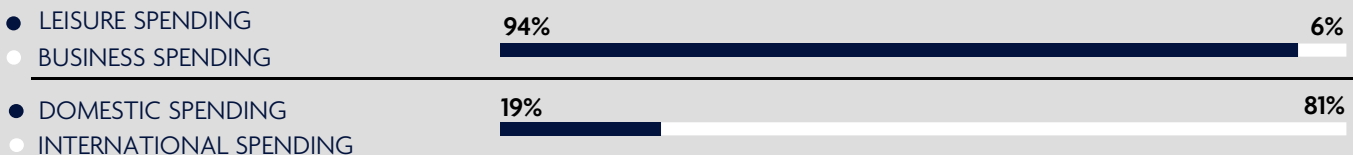
OUTBOUND DEPARTURES



- 1. FRANCE 46%
- 2. GERMANY 13%
- 3. SPAIN 10%
- 4. BELGIUM 5%
- 5. ITALY 4%
- REST OF WORLD 22%

Note: Data are average shares over the 2016-2018 period
Source: Oxford Economics, national sources and UNWTO

SECTOR CHARACTERISTICS (2019)



¹All values are in constant 2019 prices & exchange rates
As reported in March 2020