

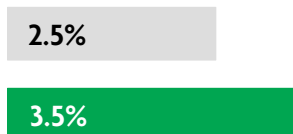
LITHUANIA

2020 ANNUAL RESEARCH: KEY HIGHLIGHTS¹

GLOBAL DATA 2019



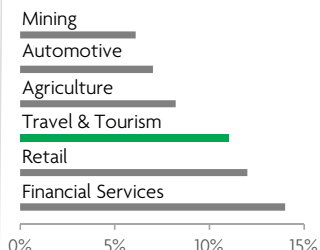
While the global economy grew by 2.5%,
Travel & Tourism grew significantly more at 3.5%



1 in 4 net new jobs were created by Travel & Tourism over the last five years



Global GDP impact by sector (2018 data). Share of total economy GDP



LITHUANIA 2019 KEY DATA



CONTRIBUTION OF TRAVEL & TOURISM TO GDP

5.5% OF TOTAL ECONOMY

Total T&T GDP = EUR2,619.8MN (USD2,921.2MN)

-0.5%

2019 Travel & Tourism GDP growth vs **+3.7%** real economy GDP growth



CONTRIBUTION OF TRAVEL & TOURISM TO EMPLOYMENT

80.2 JOBS (000's)

(5.8% of total employment)

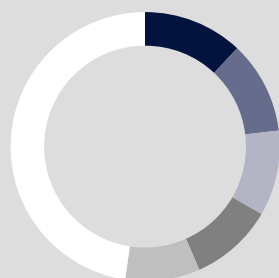


INTERNATIONAL VISITOR IMPACT

EUR1,351.0_{MN}

in visitor spend (**3.7%** of total exports) (USD1,506.5MN)

INBOUND ARRIVALS



- 1. GERMANY 12%
- 2. BELARUS 11%
- 3. RUSSIAN FEDERATION 10%
- 4. POLAND 10%
- 5. LATVIA 9%
- REST OF WORLD 48%


OUTBOUND DEPARTURES



- 1. POLAND 19%
- 2. UNITED KINGDOM 13%
- 3. RUSSIAN FEDERATION 10%
- 4. LATVIA 8%
- 5. TURKEY 6%
- REST OF WORLD 44%

Note: Data are average shares over the 2016-2018 period
Source: Oxford Economics, national sources and UNWTO

SECTOR CHARACTERISTICS (2019)



¹All values are in constant 2019 prices & exchange rates
As reported in March 2020