

# DOMINICA

## 2020 ANNUAL RESEARCH: KEY HIGHLIGHTS<sup>1</sup>

### GLOBAL DATA 2019



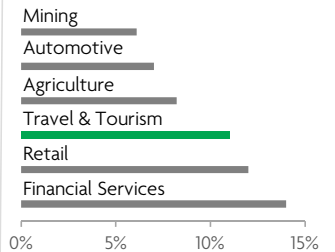
While the global economy grew by 2.5%,  
**Travel & Tourism grew significantly more at 3.5%**



**1 in 4 net new jobs** were created by Travel & Tourism over the last five years



**Global GDP impact by sector (2018 data).** Share of total economy GDP



### DOMINICA 2019 KEY DATA



CONTRIBUTION OF TRAVEL & TOURISM TO GDP

**36.9% OF TOTAL ECONOMY**

Total T&T GDP = XCD550.7MN (USD204.0MN)

**+43.6%**

2019 Travel & Tourism GDP growth vs **+7.1%** real economy GDP growth



CONTRIBUTION OF TRAVEL & TOURISM TO EMPLOYMENT

**13.6** JOBS (000's)

(38.7% of total employment)

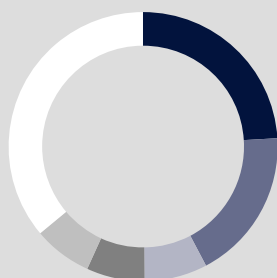


INTERNATIONAL VISITOR IMPACT

**XCD467.1**<sub>MN</sub>

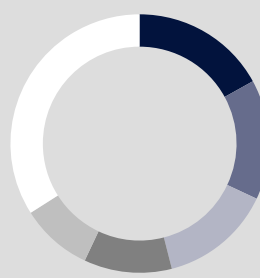
in visitor spend (**56.4%** of total exports) (USD173.0MN)

### INBOUND ARRIVALS



- 1. UNITED STATES **24%**
- 2. GUADELOUPE **18%**
- 3. FRANCE **8%**
- 4. MARTINIQUE **7%**
- 5. UNITED KINGDOM **7%**
- **REST OF WORLD 36%**


### OUTBOUND DEPARTURES



- 1. GUADELOUPE **17%**
- 2. UNITED STATES **15%**
- 3. BARBADOS **14%**
- 4. ST LUCIA **11%**
- 5. ANTIGUA AND BARBUDA **9%**
- **REST OF WORLD 34%**

Note: Data are average shares over the 2016-2018 period  
Source: Oxford Economics, national sources and UNWTO

### SECTOR CHARACTERISTICS (2019)



<sup>1</sup>All values are in constant 2019 prices & exchange rates  
As reported in March 2020